







Plan to Take the Bus to a Vaccination Site in Gatineau

Customers using paratransit should contact us at **819-773-2222**.

For additional information, go to [Paratransit at sto.ca](http://Paratransit.at.sto.ca).

The bus is an efficient and safe way to get to a vaccination centre. [Use Plani-bus](#) to plan your trip from anywhere to either of the two centres.

	A FEW EASY STEPS
<div style="border: 1px solid #ccc; padding: 5px;"> <p>Specify an origin and a destination:</p> <div style="display: flex; justify-content: space-between; align-items: center;"> <div style="border: 1px solid #ccc; padding: 5px; width: 60%;"> <p>A</p> </div> <div style="text-align: center;">  </div> <div style="width: 30px; height: 30px; background-color: #008080; clip-path: polygon(50% 0%, 61% 35%, 98% 35%, 68% 57%, 98% 57%, 61% 80%, 50% 57%, 39% 80%, 2% 57%, 32% 35%, 2% 35%);"></div> </div> <div style="display: flex; justify-content: space-between; align-items: center; margin-top: 5px;"> <div style="border: 1px solid #ccc; padding: 5px; width: 60%;"> <p>B</p> </div> <div style="text-align: center;">  </div> <div style="width: 30px; height: 30px; background-color: #008080; clip-path: polygon(50% 0%, 61% 35%, 98% 35%, 68% 57%, 98% 57%, 61% 80%, 50% 57%, 39% 80%, 2% 57%, 32% 35%, 2% 35%);"></div> </div> <p style="text-align: center; color: #008080; font-size: small;">↕ Reverse</p> </div>	Enter the address from which you will depart
<div style="border: 1px solid #ccc; padding: 5px; margin-top: 5px;"> <p style="text-align: center;">Depart At Arrive By</p> </div>	Select the option: Arrive By
<div style="border: 1px solid #ccc; padding: 5px; margin-top: 5px;"> <p>Wednesday, March 3, 2021 </p> </div>	Enter the date of your appointment
<div style="border: 1px solid #ccc; padding: 5px; margin-top: 5px;"> <p>01 : 30 PM</p> </div>	Enter the time of your appointment
<div style="border: 1px solid #ccc; padding: 5px; margin-top: 5px;"> <p style="background-color: #008080; color: white; padding: 5px; display: inline-block;">Service Options +</p> </div>	<div style="border: 1px solid #ccc; padding: 5px; margin-top: 5px;"> <p style="font-size: small; color: #008080;">Options de service</p> <div style="display: flex; justify-content: space-around; align-items: center;"> <div style="text-align: center;">  <p style="font-size: x-small;">Accessible</p> </div> <div style="text-align: center;">  <p style="font-size: x-small;">Vélo à bord</p> </div> <div style="text-align: center;">  <p style="font-size: x-small;">OC Transpo</p> </div> </div> </div>
<div style="border: 1px solid #ccc; padding: 5px; margin-top: 5px;"> <p style="background-color: #00b050; color: white; padding: 10px; text-align: center; font-weight: bold; font-size: 1.2em;">PLAN YOUR TRIP</p> </div>	Obtain your personalized trip.

- ✓ For information during your trip in **REAL TIME**, download the [Transit](#) app to your mobile device.
- ✓ For **THE NEXT STOP TIMES** at your stop number, use [Infobus](#):
 1. text message 819778, and enter the stop number in the message;
Standard message rates may apply
 2. m.sto.ca mobile site; or
 3. call 819-778-5555.
- ✓ For the latest **INFORMATION** and to receive notifications that will impact your trip, [sign up for the newsletters and System-Info alerts](#).
- ✓ To contact **CUSTOMER SERVICE**, call 819-770-3242.

Fares and Payment Methods

STO offers fares and passes suitable for your situation and needs. For your information, the rate for cash payment is \$ 4. [For information about fares and passes](#)

Where to Get Tickets and Passes

1. At any of the [50 points of sale nearest you](#)
 - e-wallet on a non-personalized, transferable and easy to reload Multi card;
 - 1-day, 3-day and 7-day transferable and easy to reload Multi card. They allow unlimited travel for 24, 72 or 168 consecutive hours from its first use; and
 - bus tickets.
2. At any of the four (4) [STO service points](#)
 - Monthly pass on a personalized, non-transferable and easy to reload Multi card;
 - e-wallet on a personalized and non-personalized, transferable and easy to reload Multi card;
 - 1-day, 3-day and 7-day transferable and easy to reload Multi cards. They allow unlimited travel for 24, 72 or 168 consecutive hours from its first use; and
 - bus tickets.



Find out more about the [Multi card](#).

Reload your Multi Card

1. At any of the four (4) [STO service points](#).
2. At any of the [50 points of sale nearest you](#).
3. Online, through the [My Profile](#) section of the STO website! When reloading online be sure to do so at least 48 hours before your next trip to give the system time to update your pass.

Using Public Transit During the pandemic

A reminder of the [health measures to follow when taking the bus](#) and the precautions introduced throughout the system to protect everyone.

Thank you for using STO!

